

PXIS-2506/2556/2556T

6-Slot 3U PXI/CompactPCI Instrument Chassis with Power Module

Features

- Accepts both 3U PXI and CompactPCI modules
- One system slot and 5 PXI/CompactPCI peripheral slots
- PXI specifications Rev. 2.2 compliant
- Filtered, forced-air cooling
- Side handles and stand feet for portability
- Modular AC or DC 250 W power supply
- IEEE 1101.10 mechanical packaging compliant
- Wall mount/Panel mount kit included
- PXIS-2556 supports 7" LCD display
- PXIS-2556T supports touch panel with 7" LCD display
- Ideally designed for portable applications



PXIS-2506

Introduction

ADLINK PXIS-2506 is a 3U 6-slot portable PXI chassis. The chassis provides 5 PXI/CompactPCI peripheral slots and one system slot. The PXIS-2506 is compliant with the PXI and CompactPCI specifications. Both PXI and CompactPCI modules can be used in the chassis. Designed with PXI specifications, an internal 10 MHz reference clock is available for all of the 5 PXI slots, as well as the functionalities of star trigger, PXI trigger bus and PXI local bus.

The standard PXIS-2506 chassis is equipped with an industrial-grade 250 W CompactPCI power supply to provide reliable power to the system. The power unit can be removed from the front panel. A substitute DC input power module is available optionally. With DC input power supply, PXIS-2506 is surpassingly suitable for in-vehicle data acquisition and control applications. Contact ADLINK for chassis configurations if DC power supply is needed.

ADLINK also provides the PXIS-2556 and PXIS-2556T for customized applications that require a built-in monitor. The PXIS-2556 provides a 7" TFT LCD display, which is suitable for portable control systems. With the touch panel, PXIS-2556T provides seamless integration for portable applications. ADLINK PXI-3800 and PXD-3710 are exclusively designed to operate with the PXIS-2556/2556T series chassis. Wall mount/Panel mount kit is included in the standard package. With all the powerful design, PXIS-2500 series is the ideal chassis for high performance portable applications.

Notice:

PXIS-2556/2556T chassis implements rear I/O. PXI chassis with rear I/O are designed to provide internal or external chassis I/O using a rear transition module that matches the PXI controller.

Warning:

If PXIS-2556/2556T chassis is used with a controller that does not match the rear transition module, the rear I/O functionality may not operate and may cause damage to the PXI controller or the rear transition module. ADLINK PXI system controllers PXI-3800 and PXD-3710 are strongly recommended for the PXIS-2556/2556T.



PXIS-2506 Front



PXIS-2556/2556T Front

Specifications

Complies with PXI specifications 2.2 and accepts modules compliant with CompactPCI, PICMG 2.0 specifications.

Electrical

- AC Power Supply
 - PICMG standards: PICMG 2.11 compliant
 - Input voltage: 100 to 240 V_{AC} ± 10%
 - Input frequency: 50 to 60 Hz ± 5%
 - Output
 - Maximum usable power: 250 W

V _{DC}	Minimum	Typical	Maximum
+5 V	2 A	25.0 A	33.0 A
+3.3 V	0 A	18.0 A	33.0 A
+12 V	0 A	5.0 A	5.5 A
-12 V	0 A	0.5 A	1 A

- Minimum power: 14.8 W
- Power LED
 - LED display: ON for normal condition

Cooling

- Fans
 - Two 41.4 CFM fans at the bottom of the chassis
 - Fan speed: 3100 ± 250 RPM
 - Noise: 35 dB
 - Power: 12 V_{DC} @ 0.20 A each fan
 - Air filter: removable

Physical

- Number of PXI/CompactPCI slots: 6 (1 system slot, 5 peripherals)
- Number of controller expansion slots: 2 (left of controller slot)
- Dimensions
 - PXIS-2506: 237 mm x 221.4 mm x 177 mm (L x W x H, without wall mount kit, card handles, nor stand feet)
 - PXIS-2556: 253.1 mm x 221.4 mm x 177 mm (L x W x H, without wall mount kit, nor stand feet)
 - PXIS-2556T: 253.1 mm x 221.4 mm x 177 mm (L x W x H, without wall mount kit, nor stand feet)
- Weight
 - 4.5 kg (PXIS-2506)
 - 5.0 kg (PXIS-2556)
 - 5.2 kg (PXIS-2556T)

Operating Environment

- Ambient temperature range

Model	Temperature
PXIS-2506	0 to 50°C
PXIS-2556	0 to 45°C
PXIS-2556T	0 to 45°C

- Relative humidity: 10 to 90%, noncondensing

Storage Environment Temperature

- Ambient temperature range

Model	Temperature
PXIS-2506	-20 to 70°C
PXIS-2556	0 to 70°C
PXIS-2556T	0 to 70°C

- Relative humidity: 5 to 95%, noncondensing

Backplane

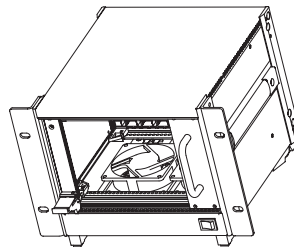
- Backplane bare-board material: UL 94V-0 rated
- Backplane connectors: Conforms to IEC-917 and IEC 1076-4-101, UL 94V-0 rated
- PXI peripheral slots with star signals: from the 3rd slot to the 6th slot
- PXI Trigger Bus: All
- PXI Local Bus: All

Shock and Vibration

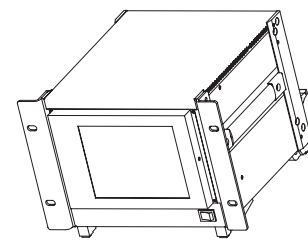
- Shock : 15 G_{peak-to-peak}, 11 ms duration, non-operation
- Random Vibration
 - Operating: 5 to 500 Hz, 0.5 G_{RMS}, each axis
 - Nonoperating: 5 to 500 Hz, 1.88 G_{RMS}, each axis

Safety and EMC/EMI Compliance

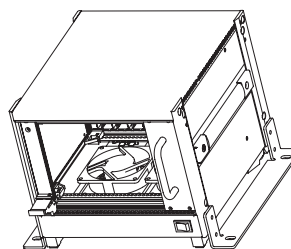
- EMC/EMI: CE, FCC Class A



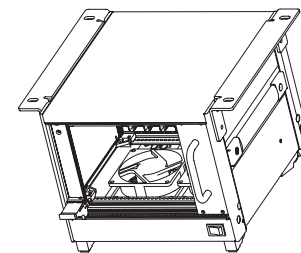
Wall mount on the front side



Wall mount on the LCD side



Wall mount on the bottom



Wall mount on the top

Ordering Information

- PXIS-2506**
6-Slot 3U PXI/CompactPCI Instrument Chassis with 250W cPCI AC Power Supply
- PXIS-2556**
6-Slot 3U Instrument Chassis with 250W cPCI AC Power Supply and 7" LCD
- PXIS-2556T**
6-Slot 3U Instrument Chassis with 250W cPCI AC Power Supply, 7" LCD and Touch Panel

1
Software Solutions

2
PXI/CompactPCI Platforms

3
PXI-Based Instruments

4
PXI/CompactPCI Modules

5
PCI DAQ Cards

6
PCI DIO Cards

7
PC/104-Plus Products

8
ISA DAS/DIO Cards

9
Wiring Termination Boards

10
Motion Vision & COM

11
Remote I/O Modules

12
Industrial Computers